

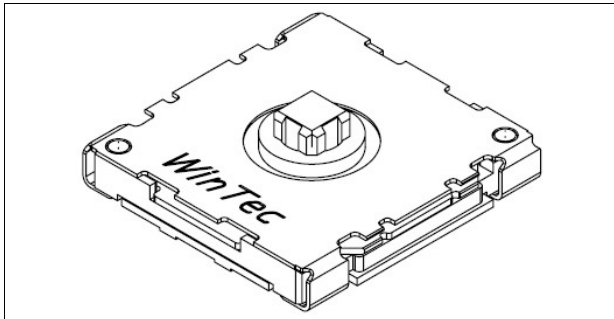
EasyPoint™ N35P103

Single Module (without IC, with push button)

1 General Description

EasyPoint™ N35P103 is a miniature joystick module concept based on contact-less, magnetic movement detection. The two-dimensional linear encoder IC AS5011 / AS5013 is mounted on the bottom side of the application's PCB, and monitors the movement of the magnet incorporated into the knob and provides directly the x and y coordinates via I²C output. An integrated mechanical push button built in the module provides a "select" function.

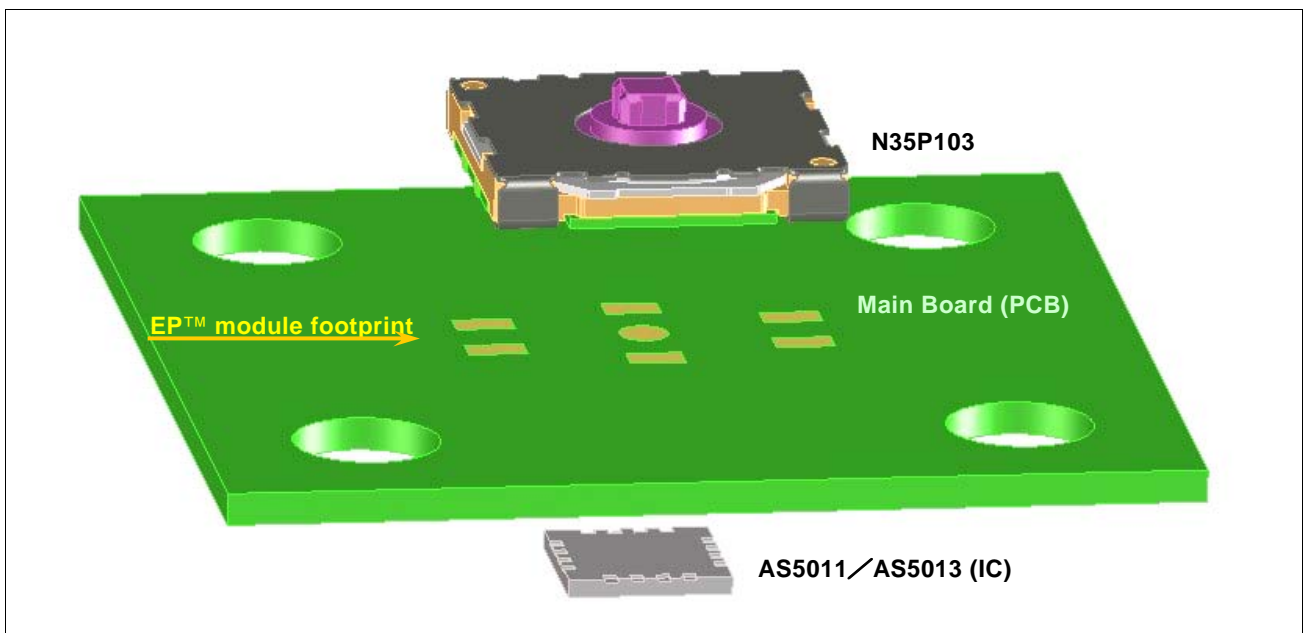
Figure 1. N35P103-xxxxx-H



2 Benefits

- High reliability due to magnetic contact-less sensing
- Easy to use and fast integration

Figure 2. Typical Application



3 Key Features

- Small form factor
- Lateral magnet movement radius up to +/-0.7mm
- Direct knob force feedback
- Push button output
- SMD mounting

4 Applications

The EasyPoint™ N35P103 in combination with the AS5011 / AS5013 is ideal for small form factor navigation user interfaces in battery driven portable devices, such as

- Mobile phones (especially for gaming)
- Remote Controls
- Gaming Consoles
- Analog joysticks (360 degree)
- MP3 players
- PDA's, PND, MID
- GPS

5 Mechanical Drawing

Figure 3. N35P103 Dimensions (mm ±0.15)

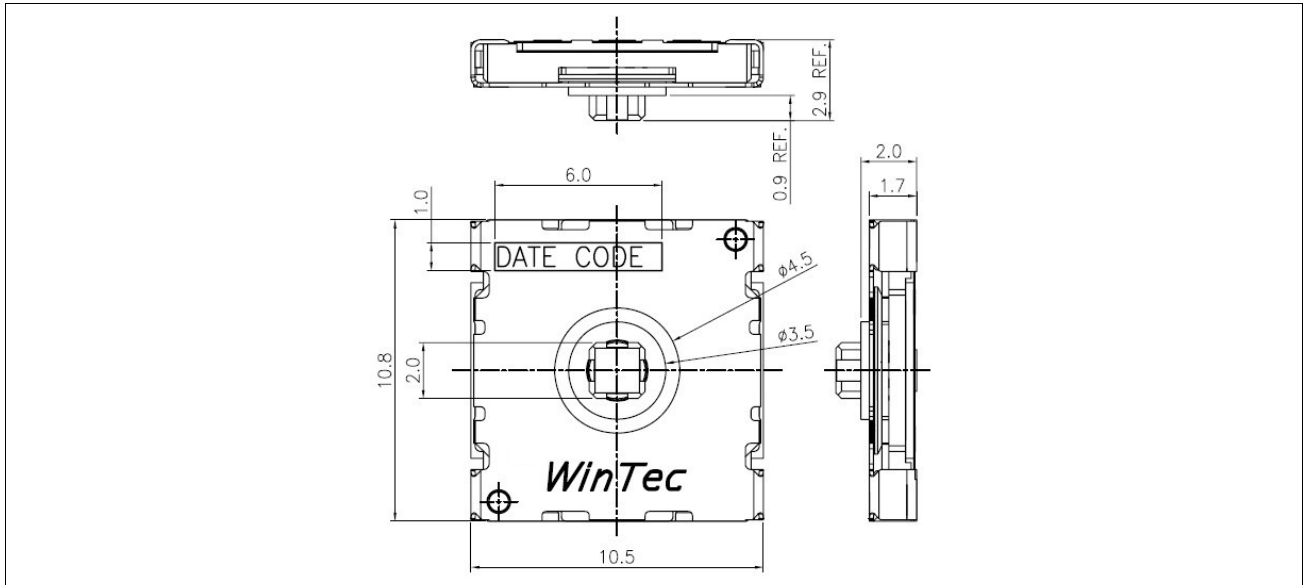


Figure 4. Recommended PCB Layout (mm ±0.05) & Circuit Diagram

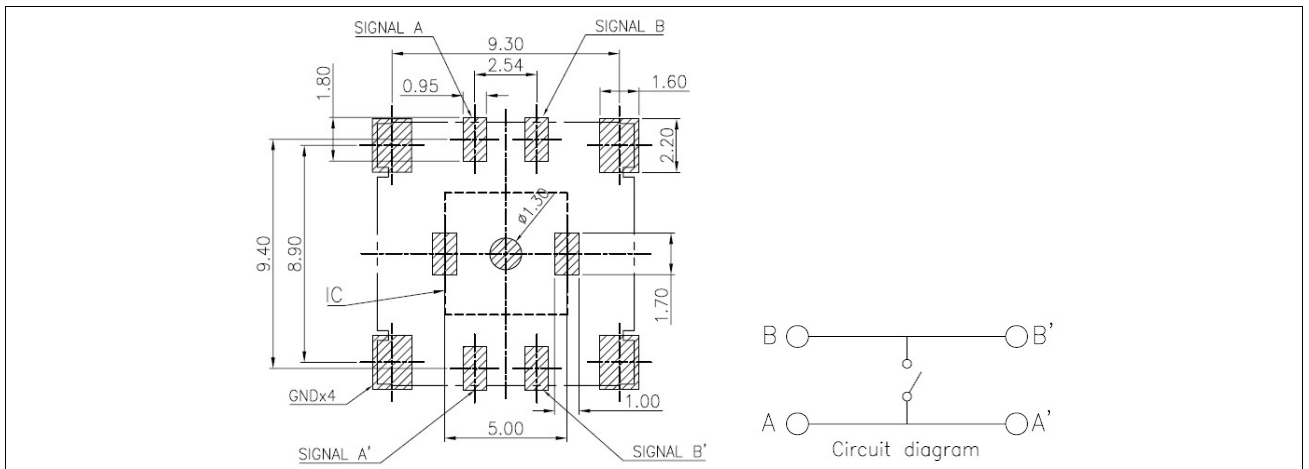


Figure 5. Recommended Stencil Design for 4 GND-Pads

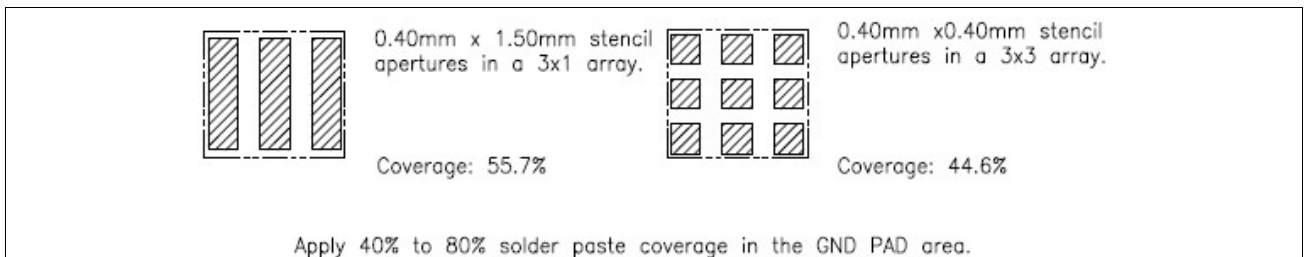
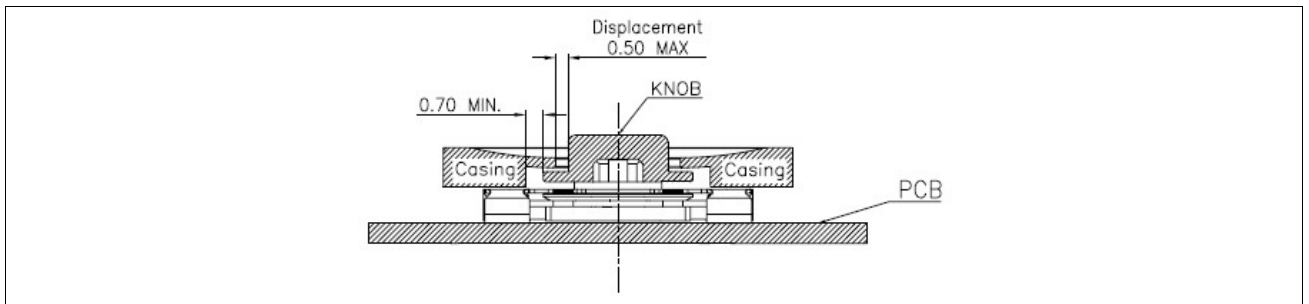
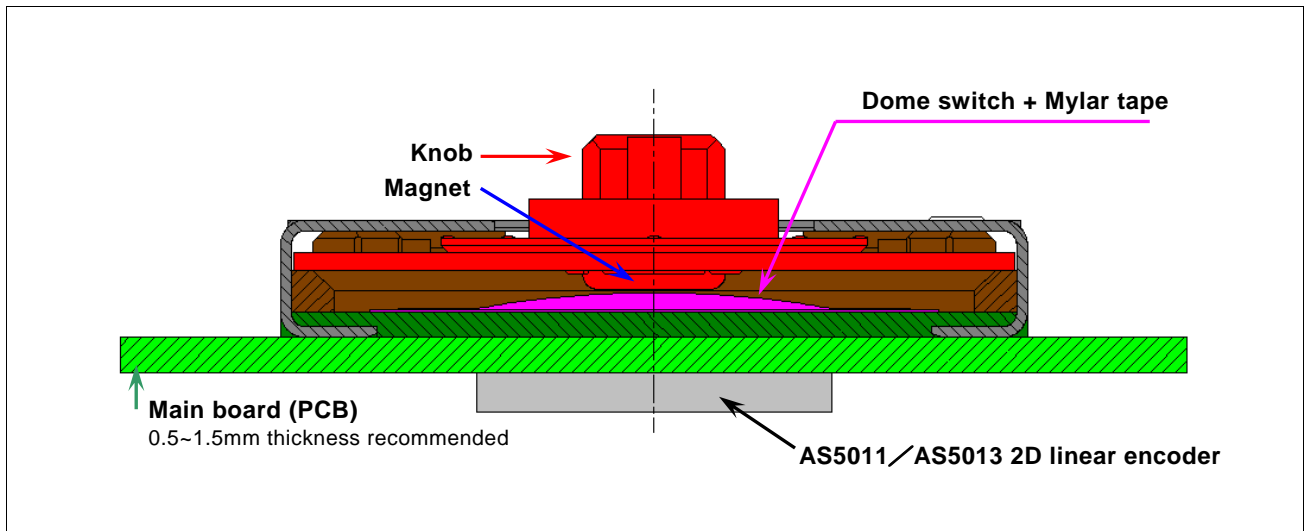


Figure 6. Recommended on Casing Design



6 Application using AS5011/AS5013 2D Linear Encoder

Figure 7. Application Diagram



For further information, please refer to the austriamicrosystems AS5011 encoder application note AN5011-20:
<http://www.austriamicrosystems.com/eng/products/magnetic-encoders/EasyPoint-Encoder/EasyPoint-AS5011/EasyPoint-AS5011-Downloads/EasyPoint-AS5011-Downloads>

And please refer to the austriamicrosystems AS5013 encoder application note AN5013-20:
<http://www.austriamicrosystems.com/eng/products/magnetic-encoders/EasyPoint-Encoder/EasyPoint-AS5013/EasyPoint-AS5013-Downloads/EasyPoint-AS5013-Downloads>

7 Specifications

7.1 Mechanical Specifications

Table 1. Mechanical Specifications

Parameter	Note
Number of operating shafts	Single shaft
Shaft material	PA46
Housing material	PA46
Shell material	Stainless Steel or Copper alloy
Travel (XY operation)	±0.50mm (±10%)
Travel (Z push operation)	0.20mm (±0.05mm)
Directional operating force (XY direction)	0.50N (±0.10N)
Push operating force (Z direction)	1.80N (±15%)
Vibration	10-500-10Hz 15 minutes, 12 cycles, 3 axes (total 36 cycles)
Operating life – XY direction	Each direction > 1 million cycles
Operating life – Push Z direction	> 1 million cycles
Shaft strength (XYZ direction)	> 3.0 kgf
Over force	1.5kgf, > 100k cycles

7.2 Electrical Specifications

Table 2. Electrical Specifications

Parameter	Min	Max	Unit	Note
Contact resistance		500	mΩ	Norm: EIA-364-23
Dielectric withstanding voltage	100		Vac	Norm: EIA-364-20
Insulation resistance	100		MΩ	Norm: EIA-364-21, 100Vdc
Bouncing (On/Off)		5	ms	Rate: 2 times/sec.

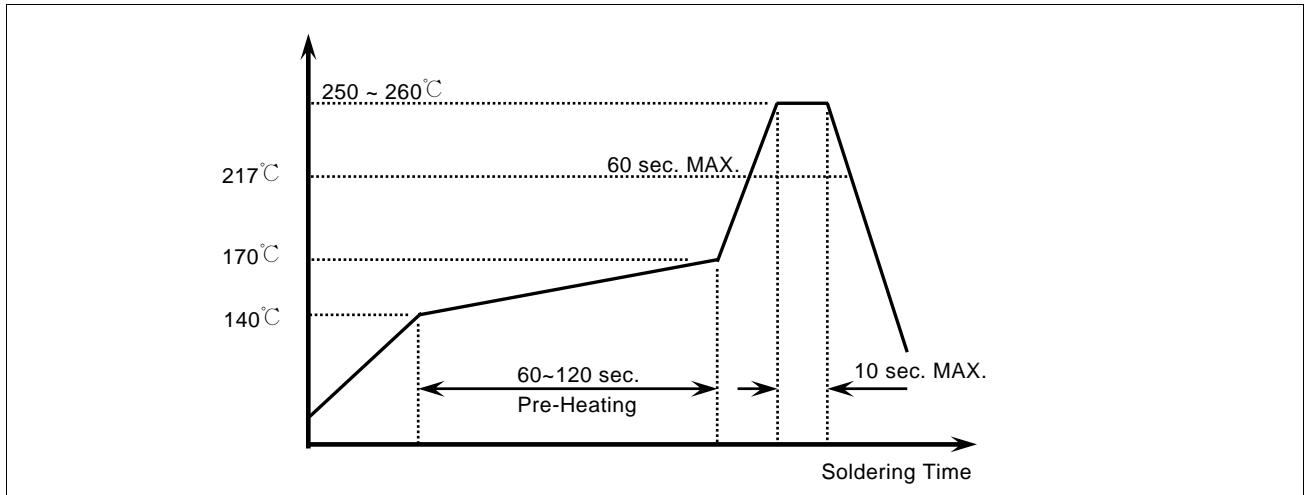
7.3 Environmental Specifications

Table 3. Environmental Specifications

Parameter	Note
Operating temperature range	-20 ~ +70°C
Storage temperature range	-40 ~ +85°C
Humidity non-condensing	5 ~ 85% RH
Degrees of protection	IP 5X

7.4 Recommended Reflow Temperature Profile

Figure 8. Recommended Reflow Temperature Profile



Note: Do not wash the module! Do not use flux cleaner or solder paste remover!

8 Table of Contents

1	General Description.....	1
2	Benefits.....	1
3	Key Features.....	1
4	Applications.....	1
5	Mechanical Drawing.....	2
6	Application using AS5011/AS5013 2D Linear Encoder.....	4
7	Specifications.....	5
7.1	Mechanical Specifications.....	5
7.2	Electrical Specifications.....	5
7.3	Environmental Specifications.....	5
7.4	Recommended Reflow Temperature Profile.....	6
8	Table of Contents.....	7

Revision History

Table 4. Revision History

Revision	Date	Owner	Description
1.00	25-May-2011	Alfred Binder	Initial release
1.01	21-Jun-2011	Alfred Binder	Minor changes on text and format

Copyrights

Copyright © 1997-2011, austriamicrosystems AG, Tobelbaderstrasse 30, 8141 Unterpremstaetten, Austria-Europe. Trademarks Registered ®. All rights reserved. The material herein may not be reproduced, adapted, merged, translated, stored, or used without the prior written consent of the copyright owner.

All products and companies mentioned are trademarks or registered trademarks of their respective companies.

Disclaimer

Devices sold by austriamicrosystems AG are covered by the warranty and patent indemnification provisions appearing in its Term of Sale. austriamicrosystems AG makes no warranty, express, statutory, implied, or by description regarding the information set forth herein or regarding the freedom of the described devices from patent infringement. austriamicrosystems AG reserves the right to change specifications and prices at any time and without notice. Therefore, prior to designing this product into a system, it is necessary to check with austriamicrosystems AG for current information. This product is intended for use in normal commercial applications. Applications requiring extended temperature range, unusual environmental requirements, or high reliability applications, such as military, medical life-support or life-sustaining equipment are specifically not recommended without additional processing by austriamicrosystems AG for each application. For shipments of less than 100 parts the manufacturing flow might show deviations from the standard production flow, such as test flow or test location.

The information furnished here by austriamicrosystems AG is believed to be correct and accurate. However, austriamicrosystems AG shall not be liable to recipient or any third party for any damages, including but not limited to personal injury, property damage, loss of profits, loss of use, interruption of business or indirect, special, incidental or consequential damages, of any kind, in connection with or arising out of the furnishing, performance or use of the technical data herein. No obligation or liability to recipient or any third party shall arise or flow out of austriamicrosystems AG rendering of technical or other services.



Contact Information

Headquarters

austriamicrosystems AG
Tobelbaderstrasse 30
A-8141 Schloss Premstaetten, Austria
Tel: +43 (0) 3136 500 0
Fax: +43 (0) 3136 525 01

For Sales Offices, Distributors and Representatives, please visit:

<http://www.austriamicrosystems.com/contact>