


AS1322

Evaluation Board Application Note



General Description

Board Description




Figure 1: Board Description






Figure 2: Board Description

Connector Description

Label	Jumper	Description	Info
A	VIN	Power Supply Connectors for VIN and Ground.	up to +5.0V; <V _{out}
B	GND		
C	SHDNN	Shutdown Input	1 = Normal operation; 0 = Shutdown
D	VOUT	Power Output Connector	Output voltage can be set via Potentiometer "I"

Jumper Description

Label	Jumper	Description	Info
J	SHDNN	SHDNN Shutdown Jumper	 1/ON = The AS1322 is on.  0/OFF = The AS1322 is off and the current into BATT is ≤1μA (typ).
I		Potentiometer	The output voltage can be set with this resistor.

Measurement Points Description

Label	Jumper	Description	Info
E	BATT	Power Supply Connectors for VIN and Ground.	
F	GND		
G	SHDNN	Active-Low Logic Shutdown Input	
H	VOUT	Power Output Connector	

Operational sequence

The evaluation board comes with an AS1322A featuring an automatic powersave mode during light load conditions. For continuous switching the AS1322A can be replaced with an AS1322B.

1. If not present get the [datasheet](http://www.austriamicrosystems.com) for the AS1322 from www.austriamicrosystems.com. Drive the IC on the Demoboard only with the recommended settings and values as described in the datasheet.
2. Connect a +1V to +5.0V power supply to VIN "A" and GND "B". (V_{IN} should be lower than V_{OUT}. Once started the input voltage can be lower than 1V.)
3. Perform measurements at measurement pins "E-H".

Have fun using the Demoboard. If there are questions do not hesitate to contact us. See contact information at the end of the application note.

Copyright

Copyright © 2007 austriamicrosystems. Trademarks registered ®. All rights reserved. The material herein may not be reproduced, adapted, merged, translated, stored, or used without the prior written consent of the copyright owner. To the best of its knowledge, austriamicrosystems asserts that the information contained in this publication is accurate and correct.

Contact Information

Headquarters:

austriamicrosystems AG
Standard Linear
A 8141 Schloss Premstätten, Austria
T. +43 (0) 3136 500 0
F. +43 (0) 3136 5692

For Sales Offices, Distributors and Representatives, please visit: <http://www.austriamicrosystems.com/contact>